

Maciej MROCZKOWSKI

Uwagi o rodzaju *Hemirhopalum* SHARP, wraz z opisem nowego gatunku z Brazylii (*Coleoptera, Dermestidae*)

Заметки о роде *Hemirhopalum* SHARP, с описанием нового вида из Бразилии (*Coleoptera, Dermestidae*)

Notes on the genus *Hemirhopalum* SHARP, with a description of a new species from Brazil (*Coleoptera, Dermestidae*)

[With 16 text-figures]

The genus *Hemirhopalum* SHARP was established in 1902 for four simultaneously described new species from Central America, namely for: *H. clythraeforme* SHARP, *H. bicolor* SHARP, *H. buprestoide* SHARP and *H. hadrotomoide* SHARP. D. SHARP did not select any of these species as the type species of the genus *Hemirhopalum* SHARP. Neither did anybody else. The descriptions of three species, viz., *H. clythraeforme* SHARP, *H. bicolor* SHARP and *H. buprestoide* SHARP, were based each on a single specimen of unknown sex (*H. clythraeforme* SHARP and *H. bicolor* SHARP—probably females), no figures having been added to the descriptions of *H. clythraeforme* SHARP and *H. bicolor* SHARP; *H. buprestoide* SHARP represents a species differing in structure from the others. Therefore, I think it justified to fix as type species of *Hemirhopalum* SHARP, 1902:651, the species *H. hadrotomoide* SHARP, 1902:652 whose description was based on two female specimens and is supplemented by a good drawing of the insect.

Subsequently, M. PIC described nine new species of the genus *Hemirhopalum* SHARP; one from Central America and the remaining ones from South America. Thus, the genus *Hemirhopalum* SHARP occurs in almost the entire Neotropical Region, from Mexico to Chile, Bolivia and Brazil. Representatives of the genus have not yet been reported from the southern part of South America, i. e. from Argentine, Paraguay and Uruguay, but they are likely to occur there too. More detailed data on their distribution are to be found further below in the catalogue and in the sections devoted to particular species.

Hitherto, the species of the genus *Hemirhopalum* SHARP have been catalogued twice. First in 1911, by K. W. von DALLA-TORRE who listed in his catalogue the four species described by SHARP. Next, in 1945, by R. E. BLACKWELDER, who listed 10 species leaving out two species described by M. PIC in 1942 and noted by „The Zoological Record” as late as 1952 in the volume for 1950. At the end of this paper, I give a complete catalogue of the genus *Hemirhopalum* SHARP, based on the „Catalogus Coleopterorum Supplementa” currently published by W. D. HINCKS.

DESCRIPTION OF THE GENUS AND SPECIES

Since the original descriptions of most of the species, generally very brief, are scattered in not easily available works, I thought it helpful to quote them in full further below, supplementing them, where this was made possible, by the material which I was able to study.

Genus *Hemirhopalum* SHARP

Original description: „Antennae clava biarticulata, laxa. Prothorax subtus utrinque ad antennarum receptionem late et profunde sed minus argute impressus. This genus must be placed between *Hadrotoma* and *Cryptorhopalum*. It agrees with the latter in most of its characters, but the sides of the thorax beneath have a large impression which is shallow behind instead of a depression that exactly fits the club of the antennae: this impression in front is broadly open. The ocellus is absent,

but its position is indicated by a slight difference of the surface. The antennae differ from those of *Cryptorhopalum* by having a large, but ordinary, laxly-jointed club of two joints. The form is oblong, the base of the thorax being less produced over the scutellum, and the surface much less pubescent than is usual in *Cryptorhopalum*. The species composing the genus appear to be all of the greatest rarity."

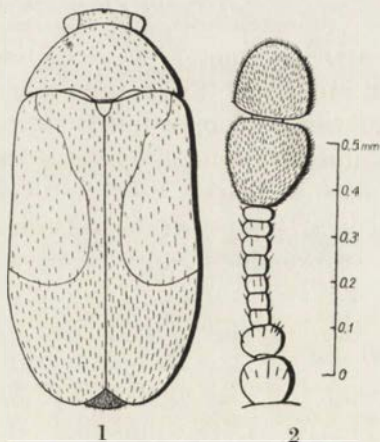
In the Brazilian species I examined, the ocellus is quite normally developed and the grooves in which the antennae repose are in *H. longipenne* PIC and in *H. plaumanni* sp. n. distinctly set off from the rest of the prosternum. Some of the species show a uniformly dense pubescence (*H. elongatum* PIC, *H. testaceipes* PIC) like most of the species of the genus *Cryptorhopalum* GUÉR.

Type species (by subsequent designation): *Hemirhopalum hadrotomoide* SHARP, 1902.

A. Central American species

1. *Hemirhopalum hadrotomoide* SHARP

Original description: „Elongatum, angustum, nigricans, elytris plaga magna humerali rufa, antennis pedibusque testaceis, his infuscatis; haud nitidum, obsolete punctatum, tenuiter pubescens. Long. 4 millim. Hab. Mexico, Jalapa (HÖGE). Of this species we have two female specimens. The antennae are yellow, the terminal joint fuscous, not quite so large as the preceding one. The thorax is a good deal narrowed in front, finely punctate and with a scanty pubescence; the median basal lobe is emarginate. The elytra are obsoletely punctate, and the pubescence is scanty and very fine; the red mark is large, but ill-defined. The tarsi are yellow, the femora nearly black. A large shallow



Figs. 1 - 2. *Hemirhopalum hadrotomoide* SHARP.
1 - adult, 2 - antenna of female.

impression occupies the greater part of the surface of the last ventral plate. In this species the prothoracic antennal cavity is less sharply defined than in the others."

One of the two syntypes (cotypes) of the species was kindly made available by Dr. E. B. BRITTON from the British Museum (Natural History) in London. Examination of the specimen made it possible to supplement the original description and I chose it as the lectotype of *H. hadrotomoide* SHARP.

Antennae having 11 joints. Basal joint of a bright brown, joints 2—8 yellow, joints 9—11 yellow-brown, the terminal one not darker than the preceding one. Shape of particular joints shown in Fig. 2. Pubescence on head, pronotum and front part of elytra golden-coloured, at the hind portion of elytra dark brown, almost black. Tarsi yellow, tibiae brown, femora dark brown.

2. *Hemirhopalum rufipenne* PIC

Original description: „Parum elongatus, subparallelus, nitidus, griseo sat sparse pubescens, niger, elytris, antennis pedibusque rufescentibus. Long. 3,5 mill. Mexique. — Voisin de *H. hadrotomoide* SHARP."

3. *Hemirhopalum buprestoide* SHARP

Original description: „Oblongum, angustum, nigricans, vix nitidum, subtiliter pubescens, antennis pedibusque testaceis, subtiliter punctatum. Long. 3 millim. Hab. Guatemala, Cerro Zunil (CHAMPION). Only one specimen, of uncertain sex, has been obtained of this very peculiar species. It is in facies somewhat like a Buprestid; it has the head very short and broad, the eyes prominent, and the parts of the mouth are free when the head is retracted. The club of the antenna is large, the two joints about equal in size, the terminal one a little infuscate. The thorax is strongly transverse, not greatly narrowed in front, all the angles obtuse, but the hinder ones only very slightly so; the punctuation along the middle is scanty and fine, at the sides denser; the pubescence is scanty and very fine, but not short. The elytra are long and narrow, dull blackish, with indications of a red tinge extending backwards from the shoulders; the punctuation is extremely shallow, but the

punctures are not very small; the pubescence is like that of the thorax. The legs are yellow, but infusate. The abdominal sculpture is very dense and fine."

4. *Hemirhopalum clythraeforme* SHARP

Original description: „Oblongum, nigerrimum, nitidum, fere glabrum, antennis tarsisque sordide testaceis; subtiliter punctatum. Long. 4 millim. Hab. Guatemala, Chiacam in Vera Paz (CHAMPION). Antennae with the first joint of the club rather larger than the second. Thorax strongly transverse, all the angles rounded, the base closely applied to the elytra, the sides very densely punctured, the disc more sparingly punctured and shining. Elytra finely and sparingly punctate. Ventral segments with an extremely dense punctuation. One specimen, probably a female."

5. *Hemirhopalum bicolor* SHARP

Original description: „Oblongum, nigrum, nitidum; elytris laete rufis, parte apicali nigra; antennis testaceis, clava obscura; pedibus piceis, tarsis rufis; subtiliter punctatum. Long. $4\frac{1}{3}$ millim. Hab. Nicaragua, Chontales (JANSON). Very closely allied to *H. clythraeforme*, but readily distinguished by the bright red colour of the greater part of the elytra. The two joints of the antennal club are infusate and just about equal in size. The punctuation on the thorax is fine, dense at the sides, more sparing but definite on the disc, and an excessively minute setosity is present. The elytra are bright orange-red, but broadly black at the tip, and there is also a very limited blackening on each side of the scutellum; they have a very fine, but not scanty, punctuation, and no setosity. One specimen, probably a female, the last ventral plate being deeply transversely depressed."

B. South American species

6. *Hemirhopalum cyaneum* PIC

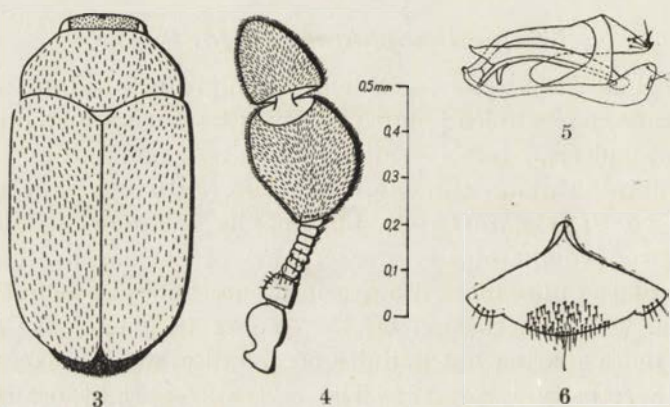
Original description: „Sat elongatum, nitidum, glabrum, minute punctatum, nigro cyaneum, tarsis testaceis. Long. 4,5 mill. Pérou. Voisin de *C. longipenne* PIC, plus robuste, moins noir avec les élytres peu enfoncés postérieurement sur la suture."

7. *Hemirhopalum laticolle* PIC

Original description: „Paulo elongatum, nitidum, glabrum, minute, elytris densiore, punctatum, nigrum, antennis et tarsis testaceis; thorace breve, valde transverso; elytris lateraliter sinuatis, postice paulo attenuatis. Long. 3,5 mill. Pérou. Diffère, à première vue, de *H. longipenne* PIC par le prothorax droit sur les côtés et la forme moins allongée.”

8. *Hemirhopalum longipenne* PIC

Original description: „Elongatus, subparallelus, nitidus, brevissime et parum distincte pubescens, niger, antennis, tibiis anticis tarsisque rufescentibus. Long. 4,3 mill. Pérou: Rio Mixiollo (BAER). — Voisin de *H. clythraeforme* SHARP.”



Figs. 3 — 6. *Hemirhopalum longipenne* PIC.
3 — adult, 4 — antenna of male, 5 — male genitalia,
6 — abdominal plate of male.

I received for identification from Dr. F. PLAUMANN a specimen which fits perfectly the description, but is smaller. It was labelled as follows: „Brasilien, Nova Teutonia, 27° 11' B 52° 23' L, Fritz PLAUMANN, XI 1943, 300 bis 500 m”. I was unable to determine whether the specimen agrees in fact with the type specimen since the latter is in the collection of M. PIC and not available. Further below I give a description of the species based on the specimen I had in hand.

Male. Body black, length 3,3 mm. Shape as on Fig. 3. Antennae having 11 joints [Fig. 4], first joint black, spherical, second joint also spherical, brown; joints 3–9 small, bright brown, joints 10–11 very large, brown, forming a laxly-jointed club. Joint 10 distinctly larger than 11, the length of the two together exceeds that of joints 1–9. Ocellus normally developed. Femora dark brown, almost black, tibiae brown, tarsi bright brown. Pubescence on the dorsal side of the body very delicate, short; adpressed, sparse, nigrescent, but with a golden gleam when illuminated by a strong source of light. Elytra black, terminally slightly paler, dark brown, do not cover the pygidium, covered fairly densely with delicate, brown pubescence. Prosternum with very large and deep depressions in which the antennae repose. The depressions distinctly and sharply defined by marginate edges. Male genital armature as on Fig. 5, abdominal plate of the male as on Fig. 6.

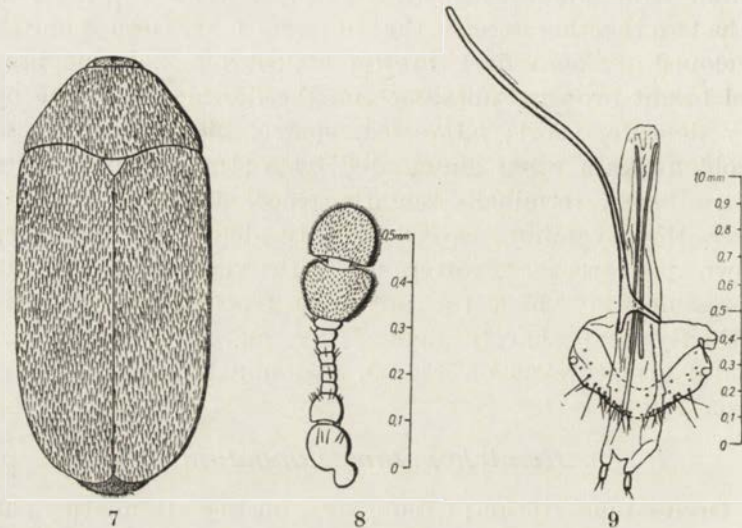
9. *Hemirhopalum elongatum* PIC

Original description: „*Elongatus*, postice attenuatus, parum nitidus, griseo pubescens, niger, membris rufis. L. 4 m. Brésil. — Voisin de *testaceipes* PIC, élytres plus longs et nettement atténués.”

A specimen which I received from Dr. F. PLAUMANN agrees completely with the description. Its two labels read as follows: 1) „Brasilien, Nova Teutonia, 27° 11' B 52° 23' L, Fritz PLAUMANN, 24 9 1949, 300 bis 500 m” 2) „*Sambucus niger*”. A supplementary description of the species, based on the above specimen, is given further below.

Female. Body black, feebly shining, length 4,0 mm. Shape of body as on Fig. 7. Antennae having 11 joints [Fig. 8], all red-brown in colour. Joints 1 and 2 spherical, the first one larger than the second; joints 3–9 small, 8 and 9 slightly broader. Joints 10 and 11 large, loosely fitted, forming a club. Joint 10 slightly larger than 11, the length of the two together slightly less than that of joints 1–9. Ocellus normally developed. Entire legs red brown, covered with very delicate, sparse, gold-coloured pubescence. Pubescence on both dorsal and ventral sides of the body fairly thick, not very short, fairly

dense; grey with a slight tinge of green, which makes the insect appear a pale greenish colour when examined with the naked eye. Antennal grooves of the prosternum fairly deep, extending terminally beyond the prosternum where they are



Figs. 7 - 9. *Hemirhopalum elongatum* Pic.
7 - adult, 8 - antenna of female, 9 - female genitalia.

not distinctly outlined against the rest of the prosternum. Pygidium densely covered with delicate golden-coloured pubescence. Female genital armature as on Fig. 9.

10. *Hemirhopalum plaumanni* sp. n.

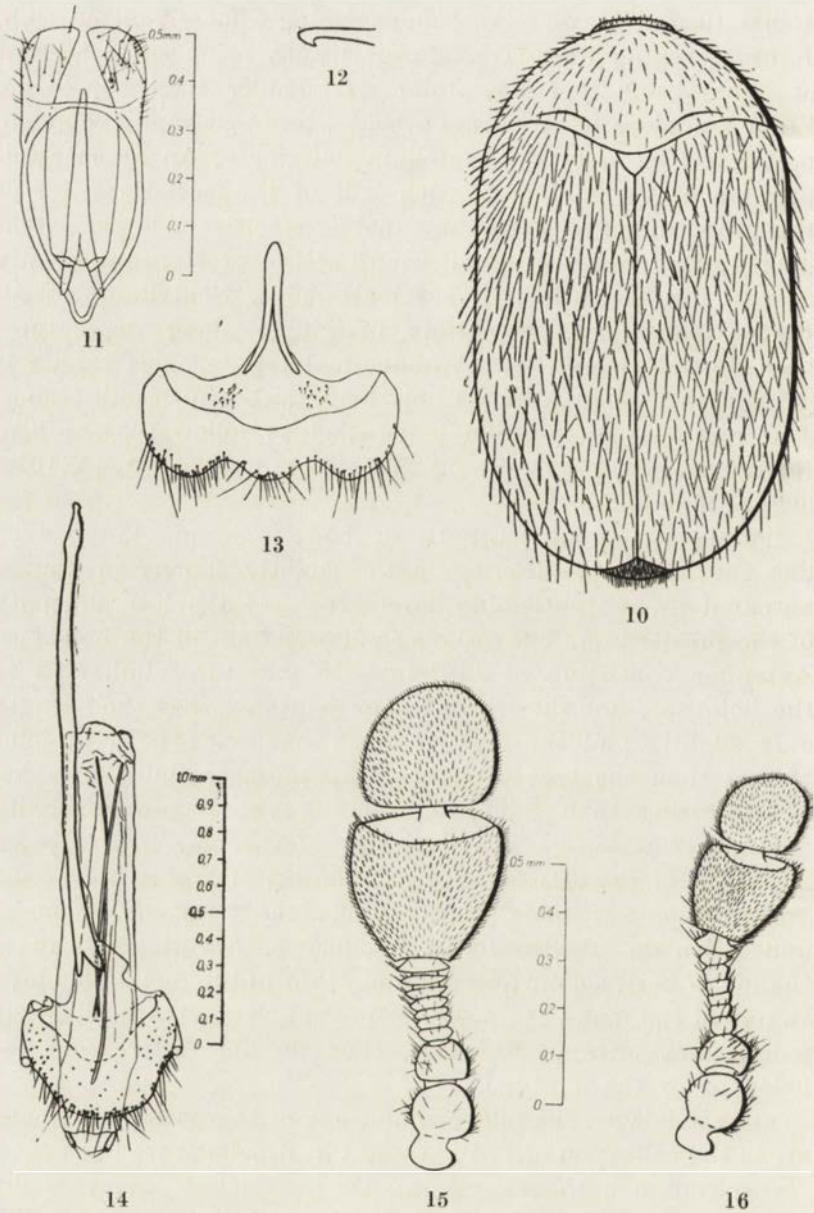
Holotype. Male. Length of body 4,5 mm. Head, thorax and elytra shining, black. Abdominal sternites, femora, tibiae and two first joints of antennae dark brown, tarsi and rest of antennae brown. Shape of body as on Fig. 10. Dorsal side of body sparsely covered with long, raised, black and shining hairs. On the ventral side the pubescence shorter, slightly adpressed and somewhat paler than on the dorsal side, i. e., dark brown. Ocellus normally developed. Antennae having 11 joints; the first two spherical, the second slightly smaller than the first; joints 3 - 9 small and very short, but fairly broad, their width exceeding about three times their length.

Joints 10 and 11 very large and forming a loosely fitted club. Joint 10 resembling a triangle, its length being equal to that of joints 2—9 together. Joint 11 smaller than 10, ovate. Front and sides of pronotum arcuate, terminal angles rounded, posterior edge over the scutellum marginate. An arcuate impression at the middle of each half of the posterior edge of the pronotum. Prosternal antennal groove deep, large, extending up to $\frac{3}{4}$ of the lateral length of the prosternum, clearly defined by a distinctly marginate edge. Scutellum naked. Elytra feebly but perceptibly marginate along the suture; they do not cover the last abdominal tergite. This tergite is densely covered by a moderately long, dark brown pubescence. The specimen in question is labelled as follows: „Brasilien, Nova Teutonia, 27° 11' B, 52° 23' L, Fritz PLAUMANN, IX 1940, 300 bis 500 m.”

Allotype. Female. Length of body 5,8 mm. Very much like the holotype, differing in the slightly shorter prosternal antennal groove extending barely to $\frac{1}{2}$ of the lateral length of the prosternum. The groove shallower than in the holotype. Antennae consisting of 11 joints, in structure similar as in the holotype, but the width of the joints exceeds their length only slightly and the club is much smaller. Length of joint 10 less than the that of joints 3—9 together; joint 11 spherical, smaller than joint 10. The allotype is provided with the following label: „Brasilien, Nova Teutonia, 27° 11' B 52° 23' L, Fritz PLAUMANN, X 1941, 300 bis 500 m”.

Paratypes: 1 male, labelled like the holotype, 2 males and 1 female labelled like the allotype. Length of body of the males between 4,2 and 5,2 mm., that of the female 6,0 mm. In one of the males the posterior part of the elytra is distinctly paler, dark brown. Otherwise, they do not differ from the holotype or the allotype.

The holotype, the allotype and one of the paratypes (male) are in the collection of F. PLAUMANN in Brazil (Santa Catharina, Nova Teutonia, Correio Seara), the remaining paratypes are kept in the collection of the Zoological Institute of the Polish Academy of Sciences in Warszawa. The latter ones served for the preparation of microscopic slides of the genital armature [Figs. 11—14] and of the antennae [Figs. 15 and 16].



Figs. 10 – 16. *Hemirhopalum plaumanni* sp. n.
 10 – adult, 11 – male genitalia, 12 – apex of penis (lateral view),
 13 – abdominal plate of male, 14 – female genitalia, 15 – antenna
 of male, 16 – antenna of female.

Hemirhopalum plaumanni sp. n. differs from *H. cyaneum* PIC and *H. laticolle* PIC in the presence of pubescence on the dorsal side of the body. In *H. cyaneum* PIC and *H. laticolle* PIC the dorsal side of the body is naked. *H. apicale* PIC, *H. bicolor* SHARP, *H. suturale* PIC and *H. hadrotomoide* SHARP have two-coloured elytra in which the species differ from *H. plaumanni* sp. n. which has elytra of a uniform colour. Finally, *H. plaumanni* sp. n. differs from the remaining species, viz., from *H. curtum* PIC, *H. rufipenne* PIC, *H. elongatum* PIC, *H. testaceipes* PIC, *H. buprestoide* SHARP, *H. clythraeforme* SHARP and *H. longipenne* PIC, in the length of the hairs on the dorsal side of the body and in their position in relation to the surface. In *H. plaumanni* sp. n. the hairs on the dorsal side of the body are long and notably raised [Fig. 10], while in the other species referred to they are either short, or moderately long and adpressed to the surface of the body.

I take the liberty to dedicate this species to Dr. Fritz PLAUMANN who kindly sent me for examination and identification the material of the family *Dermestidae* which he collected.

11. *Hemirhopalum testaceipes* PIC

Original description: „Elongatus, nitidus, sat dense griseo pubescens, olivaceo-viridescens, membris testaceis, articulo ultimo antennarum pro parte brunnescente; capite dense punctato; thorace breve et lato, antice attenuato, diverse non dense punctato; elytris elongatis, apice breve attenuatis, dense ruguloso-punctatis. Long. 3,5 mill. Brésil: Hansa. — Espèce voisine de *buprestoïdes* SHARP, qui est noir.”

12. *Hemirhopalum curtum* PIC

Original description: „Latus et curtus, postice attenuatus, nitidus, ater; thorace breve et lato, lateraliter marginato; elytris latis, brevibus, sparse punctatis. L. 3 m. Bolivie. — Très caractérisé par sa forme robuste.”

13. *Hemirhopalum suturale* PIC

Original description: „Elongatus, antice et postice attenuatus, nitidus, griseo pubescens, niger, thorace postice testaceo, elytris nigris, antice arcuato testaceo fasciatis, fascia externe dilatata, sutura testacea, membris testaceis; capite parum breve; antennis brevibus, articulis duabus ultimis crassis et elongatis; thorace breve et lato, antice attenuato, sat fortiter et dense punctato; elytris elongatis, postice attenuatis, minute parum dense punctatis. Long. 3 mill. Chili. — Voisin de *hadrotomoide* SHARP, en diffère par les dessins des élytres particuliers et les deux derniers articles des antennes plus longs.”

14. *Hemirhopalum apicale* PIC

Original description: „Oblongo-elongatum, postice attenuatum, nitidum, griseo pubescente et breve hirsutum, nigrum, elytris apice rufis, oculis griseis. Antennis brevibus, apice latoribus, articulo ultimo truncato. Thorace breve et lato, medio subconvexo, postice lateraliter marginato. Elytris parum elongatis, ad basin paulo impressis, granulatis. Long. 2 mill. — Hamb. Südperu-Exped.: Palco, 9.4.1936, von *Cynynchum* sp., 1 Stück. — Gut kenntliche Art durch ihre gekörnten, mehrfarbigen Flügeldecken, die am Ende gelb-rot gezeichnet sind. Kann neben *H. testaceipes* PIC gestellt werden.”

The 14 species in question can be arranged in the following, very provisional key for their identification; the key is based chiefly on the characters quoted in the descriptions of the species. In two cases the key leads to two species indistinguishable on the basis of original descriptions.

- | | |
|--|--------------------------|
| 1. Elytra two-coloured | 2. |
| — Elytra one-coloured | 5. |
| 2. Elytra not pubescent | <i>H. bicolor</i> SHARP. |
| — Elytra pubescent | 3. |
| 3. Elytra granulate, black, with reddish tip. <i>H. apicale</i> PIC. | |
| — Elytra not granulate, with different pattern | 4. |

4. Anterior part of elytra black, with an arcuate, brownish band becoming broader towards the outer margins, and with a brownish suture *H. suturale* PIC.
 —. Elytra black, each with a broad reddish spot covering almost the entire anterior part and extending almost to the suture [Fig. 1] *H. hadrotomoide* SHARP.
 5. Dorsal side of body naked
 *H. cyaneum* PIC & *H. laticolle* PIC.
 —. Dorsal side of body pubescent 6.
 6. Pubescence on the dorsal side long, notably raised [Fig. 10] *H. plaumanni* sp. n.
 —. Pubescence on the dorsal side of body short or moderately long, adpressed [Figs. 3 and 7] 7.
 7. Body very short *H. curtum* PIC.
 —. Body more or less elongated 8.
 8. Pubescence on the dorsal side of body variegated
 *H. rufipenne* PIC.
 —. Dorsal pubescence uniformly coloured 9.
 9. Dorsal pubescence grey, fairly stout and dense [Fig. 7]. 10.
 —. Dorsal pubescence very fine and sparse [Fig. 3]. . . 11.
 10. Body black, more elongated [Fig. 7] . . *H. elongatum* PIC.
 —. Body olive-greenish, less elongated . . *H. testaceipes* PIC.
 11. Dorsal pubescence moderately long. . *H. buprestoide* SHARP
 —. Dorsal pubescence very short [Fig. 3]
 *H. clythraeforme* SHARP & *H. longipenne* PIC.

CATALOGUE OF THE SPECIES OF THE GENUS *HEMIRHOPALUM*
SHARP.

Hemirhopalum SHARP

(typus generis: *Hemirhopalum hadrotomoide* SHARP)

SHARP, Biol. Centr.-Amer. (London), Col. II, 1, 1902, p. 651.
 Catalogues: DALLA TORRE, Col. Cat. (JUNK—SCHENKLING), Berlin, 14, 33, 1911, p. 77. — BLACKWELDER, Bull. U.S. Nat. Mus., Washington, 185, 3, 1945, p. 397.

apicale PIC, Beitr. Fauna Perus, Jena, 4, 1954, Peru
p. 177.

bicolor SHARP, Biol. Centr.-Amer. (London), Nicaragua
Col. II, 1, 1902, p. 651 (♀?). — DALLA TORRE,
Col. Cat. (JUNK—SCHENKLING), Berlin, 14, 33,
1911, p. 77. — BLACKWELDER, Bull. U. S.
Nat. Mus., Washington, 185, 3, 1945, p. 397.

- buprestoide** SHARP, Biol. Cent.-Amer. (London), Col. II, 1, 1902, p. 652, t. 19, f. 17, 17a. — BLACKWELDER, Bull. U. S. Nat. Mus. Washington, **185**, 3, 1945, p. 397. Guatemala
- buprestooides* DALLA TORRE, Col. Cat. (JUNK-SCHENKLING), Berlin, **14**, 33, 1911, p. 77.
- clythraeforme** SHARP, Biol. Centr.-Amer. (London), Col. II, 1, 1902, p. 651 (♀?). — DALLA TORRE, Col. Cat. (JUNK-SCHENKLING), Berlin, **14**, 33, 1911, p. 77. — BLACKWELDER, Bull. U. S. Nat. Mus., Washington, **185**, 3, 1945, p. 397. Guatemala
- curtum** PIC, Opusc. mart., Moulins, **7**, 1942, p. 8. Bolivia
- cyaneum** PIC, Bull. Soc. Zool. Fr., Paris, **52**, 3, 1927, p. 186. — BLACKWELDER, Bull. U. S. Nat. Mus., Washington, **185**, 3, 1945, p. 397. Peru
- elongatum** PIC, Opusc. mart., Moulins, **7**, 1942, p. 8. Brazil
- hadrotomoide** SHARP, Biol. Centr.-Amer. (London), Col. II, 1, 1902, p. 652, t. 19, f. 18 (♀). — BLACKWELDER, Bull. U. S. Nat. Mus., Washington, **185**, 3, 1945, p. 397. Mexico
- hadrotomoides* DALLA TORRE, Col. Cat. (JUNK-SCHENKLING), Berlin, **14**, 33, 1911, p. 77.
- laticolle** PIC, Bull. Soc. Zool. Fr., Paris, **52**, 3, 1927, p. 186. — BLACKWELDER, Bull. U. S. Nat. Mus., Washington, **185**, 3, 1945, p. 397. Peru
- longipenne** PIC, Mél. exot.-ent., Moulins, **17**, 1916, p. 17. — BLACKWELDER, Bull. U. S. Nat. Mus., Washington, **185**, 3, 1945, p. 397. Peru, Brazil
- plaumanni** sp. n. Brazil
- rufipenne** PIC, Mél. exot.-ent., Moulins, **17**, 1916, p. 17. — BLACKWELDER, Bull. U. S. Nat. Mus., Washington, **185**, 3, 1945, p. 397. Mexico
- suturale** PIC, Mél. exot.-ent., Moulins, **69**, 1937, p. 5. — BLACKWELDER, Bull. U. S. Nat. Mus., Washington, **185**, 3, 1945, p. 397. Chile
- testaceipes** PIC, Mél. exot.-ent., Moulins, **67**, 1936, p. 2. — BLACKWELDER, Bull. U. S. Nat. Mus., Washington, **185**, 3, 1945, p. 397. Brazil

LITERATURE CITED

- BLACKWELDER R. E. 1945. Checklist of the Coleopterous insects of Mexico, Central America the West Indies, and South America. Part 3. Bull. U. S. Nation. Mus., Washington, **185**, 3, pp. III-IV + 343-550.
- DALLA TORRE K. W. VO. 1911. *Dermestidae* in W. JUNK: Coleopterorum Catalogus, Berlin, **14**, 33, pp. 39-96.
- PIC M. 1916. Diagnoses Spécifiques. Mém. Exot.-Ent., Moulins, **17**, pp. 8-20.
- PIC M. 1927. Nouveaux Coléoptères du globe (IV). Bull. Soc. Zool. France, Paris, **52**, 3, pp. 185-189.
- PIC M. 1936. Nouveautés diverses. Mém. Exot.-Ent., Moulins, **67**, pp. 1-36.
- PIC M. 1937. Nouveautés diverses. Mém. Exot.-Ent., Moulins, **69**, pp. 1-36.
- PIC M. 1942. Opuscula martialis VII. L'Echange, Moulins, Num. spec., 16 pp.
- PIC M. 1954. *Ptinidae, Anobiidae, Dermestidae, Byrrhidae (Col.)*. Beitr. Fauna Perus; Jena, **4**, pp. 176-178.
- SHARP D. 1902. *Dermestidae* in Biologia Centrali-Americana. (London). *Insecta. Coleoptera*, **2**, 1, pp. 642-669, t. 19.

STRESZCZENIE

W pracy niniejszej autor zebrał dotychczasowe wiadomości o rodzaju *Hemirhopalum* SHARP, występującym w Ameryce Środkowej i Południowej, uzupełniając je własnymi badaniami przeprowadzonymi na materiale przesłanym mu do opracowania przez dra F. PLAUMANNA z Brazylii.

Jako typ rodzajowy rodzaju *Hemirhopalum* SHARP, 1902, został wyznaczony w pracy gatunek *Hemirhopalum hadrotomoides* SHARP, 1902, a jeden z syntypów tego gatunku został wyznaczony jako lektotyp.

W pracy podano opisy poszczególnych gatunków, wśród których jeden, a mianowicie *Hemirhopalum plaumanni* sp. n. został opisany jako nowy. Do opisanie tego gatunku posłużyły okazy zebrane w Brazylii, w stanie Santa Catharina. Za opisami gatunków podano także prowizoryczny klucz do ich oznaczania. Pracę zamyka pełny katalog gatunków z rodzaju *Hemirhopalum* SHARP oraz wykaz cytowanego piśmiennictwa.

РЕЗЮМЕ

В настоящей работе автор собрал существовавшие до сих пор сведения о роде *Hemirhopalum* SHARP, распространенном в Центральной и Южной Америке, дополняя их собственными исследованиями проведенными на материале присланном ему д-ром Ф. Плауманном из Бразилии.

Как родовой тип рода *Hemirhopalum* SHARP, 1902, устанавливается вид *Hemirhopalum hadrotomoide* SHARP, 1902, а один из синтипов этого вида установлен лектотипом.

В работе дан полный каталог видов рода *Hemirhopalum* SHARP, их определитель и описание отдельных видов, среди которых *Hemirhopalum plaumanni* sp. n. описан как новый. Для описания этого вида автор воспользовался экземплярами собранными в Бразилии, в Санта Катарина.

Redaktor pracy — dr Wł. Bazyluk

Państwowe Wydawnictwo Naukowe — Warszawa 1958
Nakład 1500+150 egz. Ark. wyd. 1,0, druk. 1,0. Papier ilustr. kl. III, 80 g, B1. Cena zł 6, —
Nr Zam. 10/58.

Wrocławska Drukarnia Naukowa