

THE GENUS *TETRAMORIUM* MAYR (HYMENOPTERA, FORMICIDAE) IN POLAND – A SURVEY OF SPECIES AND A KEY FOR THEIR IDENTIFICATION

ALEXANDER RADCHENKO¹, WOJCIECH CZECHOWSKI² and WIESŁAWA CZECHOWSKA²

¹*Institute of Zoology, Ukrainian National Academy of Sciences, B. Khmelnitsky St 15, Kiev-30, 252601 Ukraine, E-mail rad@usenc.kiev.ua*

²*Museum and Institute of Zoology, Polish Academy of Sciences, Wilcza 64, 00-679 Warszawa, Poland, E-mail wcz@robal.miiz.waw.pl; czech@robal.miiz.waw.pl*

Abstract.— A taxonomic review is made of 5 species of the genus *Tetramorium* Mayr occurring in Poland: *T. caespitum* (L.), *T. impurum* (Foerster), *T. moravicum* Kratochvil, *T. insolens* (F. Smith), and *T. caldarium* (Roger). An identification key is provided, together with information on their biology, geographical ranges and distribution in Poland.



Key words.— ants, *Tetramorium*, taxonomy, zoogeography, biology, fauna, Poland, catalogue, key

INTRODUCTION

The genus *Tetramorium* Mayr belongs to most species rich ant genera: it includes more than four hundred species, distributed mainly in tropics and subtropics (Bolton 1995a,b). About 60 species are known from Palaearctic, mostly from the southern parts.

Modern taxonomic revisions of this genus were carried out by Bolton (1976, 1977, 1979, 1980) for all zoogeographical regions, except Palaearctic. A review by Wang *et al.* (1988) included species from China, and that by Radchenko (1992a,b) species from the former Soviet Union. Some additional data can be found in keys for identifying ants of different countries and parts of Europe (Kutter 1977, Agosti and Collingwood 1987b, Seifert 1996). However, taxonomy of Palaearctic *Tetramorium* species is still far from completion.

While the numerous tropical *Tetramorium* forms are strongly differentiated biologically, in respect of their habitat requirements, food preferences, types of nests, etc. (Bolton 1977, 1980), the life histories of European species are more or less uniform. The latter build nests mainly in the ground, often with a quite large soil mounds, under stones, or – very rarely – in rotten wood. Most are predators or, even more frequently, scavengers; also their diet contains grass seeds, especially in warm and relatively dry regions of Southern Europe. Colonies are fairly large, including sometimes several tens of thousands of workers.

No special taxonomic study of Polish *Tetramorium* ants has been made previously. Only three species were reported from Poland (Pisarski 1975): the native, outdoor, very common and widespread *T. caespitum* and two exotic, introduced forms – *T. guineense* and *T. simillimum*

(greenhouse dwellers under Polish conditions). However, apparently both the latter taxa have been apparently misidentified (see below).

This paper comprises two sections. The first provides a catalogue with a taxonomic review of Polish species of the genus *Tetramorium* together with information on their geographical ranges and distribution in Poland, supplemented with notes on their ecology and bionomics. The second consists of a key for identification of species.

MATERIAL AND METHODS

The catalogue was prepared by compiling literature data on the occurrence of particular species in Poland (within the present borders), supplemented by reviewing and verifying the determinations in the ant collections in the Museum and Institute of Zoology of the Polish Academy of Sciences in Warsaw. As in a previous paper on the genus *Myrmica* Latr. (Radchenko *et al.* 1997), the division of the country into geographical regions (Fig. 1) has been adopted following "Katalog Fauny Polski" (see Pisarski 1975). For the taxonomic studies, we also used materials from other museums, including the Zoological Institute of the National Ukrainian Academy of Sciences in Kiev (including Karawajew's collection), the Zoological Museum of the Moscow State University, the Zoological Institute of the Russian Academy of Sciences in Sankt Petersburg, the Natural History Museum in Budapest, and the British Museum of Natural History in London.

We recognize five species of *Tetramorium* from Poland:

1. *T. caespitum* (Linnaeus, 1758)
2. *T. impurum* (Foerster, 1850)

3. *T. moravicum* Kratochvíl, 1941
4. *T. insolens* (F. Smith, 1861)
5. *T. caldarium* (Roger, 1857).

Like in our previous paper on *Myrmica* (Radchenko *et al.* 1997), complete synonymy is given for the less known species only. Otherwise, synonyms cited are those used in the literature concerning the occurrence of a given taxon



Figure 1. Polish geographical regions: 1 – Baltic Coast (Pobrzeże Bałtyku), 2 – Pomeranian Lake District (Pojezierze Pomorskie), 3 – Masurian Lake District (Pojezierze Mazurskie), 4 – Wielkopolsko-Kujawska Lowland (Nizina Wielkopolsko-Kujawska), 5 – Mazovian Lowland (Nizina Mazowiecka), 6 – Podlasie, 6a – Białowieża Forest (Puszcza Białowieża), 7 – Lower Silesia (Śląsk Dolny), 8 – Upper Silesia (Śląsk Górny), 9 – Krakowsko-Wieluńska Upland (Wyżyna Krakowsko-Wieluńska), 10 – Małopolska Upland (Wyżyna Małopolska), 10a – Świętokrzyskie Mts (Góry Świętokrzyskie), 11 – Lubelska Upland (Wyżyna Lubelska), 12 – Roztocze, 13 – Sandomierska Lowland (Nizina Sandomierska), 14 – Western Sudeten Mts (Sudety Zachodnie), 15 – Eastern Sudeten Mts (Sudety Wschodnie), 16 – Western Beskidy Mts (Beskidy Zachodnie), 17 – Eastern Beskidy Mts (Beskidy Wschodnie), 18 – Bieszczady Mts (Bieszczady), 19 – Pieniny Mts (Pieniny), 20 – Tatra Mts (Tatry).

in Poland; for the remainder see Bolton (1976, 1977, 1979, 1980, 1995a) and Radchenko (1992a,b). Information on the biology of particular species has been compiled from the literature, mainly after Brian *et al.* (1965, 1967), Pisarski (1975), Collingwood (1979) and Seifert (1996).

SURVEY OF SPECIES

Tetramorium Mayr, 1855

- Tetramorium* Mayr, 1855: 423. Type species: *Formica caespitum* Linnaeus, 1758: 50, by subsequent designation of Girard, 1879: 1016.
- Atopula* Emery, 1912: 104. Type species: *Atopomyrmex nodifer* Emery, 1901a: 115, by original designation. Synonymy of Bolton, 1976: 359.
- Lobomyrmex* Kratochvíl, 1941: 84 (as subgenus of *Tetramorium*). Type species: *Tetramorium ferox silhavyi* Kratochvíl, 1941: 84, by monotypy. Synonymy by Bolton, 1976: 359.
- Macromishoides* Wheeler, 1920: 53. Type species: *Macromisha aculeata* Mayr, 1866: 507, by original designation. Synonymy by Bolton, 1976: 359.
- Tetrogmus* Roger, 1857: 10. Type species: *Tetrogmus caldarius* Roger, 1857: 12, by monotypy. Synonymy by Roger, 1862: 297.
- Triglyphothrix* Forel, 1890: cvi. Type species: *Triglyphothrix walchi* Forel, 1890: cvii, by monotypy. Synonymy by Bolton, 1985: 247.
- Xiphomyrmex* Forel, 1887: 385 (as subgenus of *Tetramorium*). Type species: *Tetramorium kelleri* Forel, 1887: 385, by subsequent designation of Wheeler, 1911: 175. Synonymy by Bingham, 1903: 175; Bolton, 1976: 359.

Tetramorium caespitum (Linnaeus, 1758)

- Formica caespitum* Linnaeus, 1758: 581.
Tetramorium caespitum: Mayr, 1855: 426.

Note. For a long time in Poland, all outdoor *Tetramorium* ants were considered to be *T. caespitum*. Based on detailed investigation of a large sample of material from different parts of Poland, we distinguished three outdoor *Tetramorium* species (Czechowski *et al.* 1998). The closest relative of *T. caespitum* is *T. impurum*. Workers and females of this pair of species are very simi-



Figure 2. Distribution of *T. caespitum* in Palearctic.




Figure 3. Distribution of *T. caespitum* in Poland.

lar, and are very difficult to separate; examination of the male genitalia structure (see Key for Identification) is indispensable for correct discrimination between these species.

General distribution (Fig. 2). Widespread, almost entirely transpalearctic species that has been introduced to North America. Extends from Spain and the North-West African Mediterranean coast up to Baikal region of Russia, to the north reaches central Norway and Sweden, southern Finland and sources of Pechora river. In Siberia its distribution does not extend north beyond the line of Omsk-Tomsk-Angara river although it occurs sporadically in Murmansk District close to Polar Circle, but only in intrazonal, man-made habitats (embankments of roads and railroads). It is fairly common in Caucasus and Turkey, and in Central Asia where it inhabits not very dry, intrazonal biotopes. Data on the occurrence of *T. caespitum* in Japan refers to *T. jacoti* Wheel. (Radchenko, Sanada and Czechowski, in prep.).

Distribution in Poland (Fig. 3). Baltic Coast (Kulmatycki 1922, Jacobson 1940, Koehler 1958, Wengris 1964); Pomeranian Lake District (Kulmatycki 1922, Begdon 1932, Engel 1938, Jacobson 1940, Będziaś 1956, Szujewski *et al.* 1978, 1983, Mazur 1983, Pisarski *et al.* 1995); Masurian Lake District (Begdon 1932, Wengris 1977, Mazur 1983, Krzysztofiak 1985); Wielkopolsko-Kujawska Lowland (Kulmatycki 1922, Begdon 1932, Stawarski 1966, Kielczewski and Wiśniewski 1971, Pawlikowski and Sobieszczyk 1980, Mazur 1983); Mazovian Lowland (Nasonov 1892, 1894, Kulmatycki 1920b, Jakubisiak 1948, Kaczmarek 1963, Czechowski 1975, 1976, 1990, 1991, Czechowski *et al.* 1979, 1990, 1995, Czechowski and Pisarski 1990, Banaszak *et al.* 1978, Pisarski and Czechowski 1978, Pisarski 1981, 1982, Mazur 1983); Podlasie (Wiackowski 1957, Pęta 1968a, Mazur 1983); Białowieża Forest (Czechowski *et al.* 1995); Lower Silesia (Goetsch 1942, Stawarski 1961, 1966); Upper Silesia (Scholz 1926, Novotny 1931a, Stawarski 1966); Krakowsko-Wieluńska Upland (Wierzejski 1873, Kulmatycki 1920a, Kaczmarek 1953); Małopolska Upland (Kulmatycki 1920a, Puszkar 1982, Mazur 1983); Świętokrzyskie Mts (Kulmatycki 1920a, Begdon 1958, Krzysztofiak 1984); Lubelska Upland (Minkiewicz 1935, Pisarski 1953, Dobrzańska 1958, Pęta 1961, Honeczarenko 1964, Puszkar 1978, Mazur 1983); Roztocze (Pęta 1961, 1964); Sandomierska Lowland (Kulmatycki 1920a, 1920b, Stawarski 1966, Puszkar 1982, Mazur 1983); Western Sudeten Mts (Scholz 1912, Stawarski 1966, Banert and Pisarski 1972); Eastern Sudeten Mts (Stawarski 1966); Western Beskidy Mts (Kulmatycki 1920a, Czechowski 1979, Czechowski and Pisarski 1988); Bieszczady Mts (Parapura and Pisarski 1971, Czechowski 1977); Pieniny Mts (Koehler 1951, Czechowska 1976, Pęta 1980, Woyciechowski 1985); «Lower Silesia and Klodzka District» (Schilling 1839); «Silesia» (Weigel 1806); «Western and Eastern Prussia» (Brischke 1888).

Questionable locality. Tatry (Wierzejski 1873, J. Lomnicki 1931).

Biology. In spite of its wide distribution, *T. caespitum* is a semixerophilous species which inhabits mainly open, well insulated and dry places, sparingly covered with herb vegetation – especially common in sandy soils on plains. In mountains it is replaced by *T. impurum* and it is absent from high mountains. It avoids wet meadows and woodlands; in relatively humid habitats it nests only in raised, dry and warm patches. In forests *T. caespitum* lives only in open places. It shows synanthropic inclination (fairly abundant in some urban areas). Nests are usually built in a soil, often with small earth mounds or under stones. Colonies, that seem to be normally monogynous, number from several thousands to several tens of thousands of workers. The species is highly polyphagous. Its diet includes mainly dead insects and other invertebrates, and even carcasses of small vertebrates (birds, mice, frogs, etc.), however, being a quite aggressive species, it can also prey on alive, among others soil arthropods; it has permanent underground foraging routes. Essential supplement for its diet are herb and grass seeds, and honeydew of root aphids. Nuptial flights take place in June and July – not later than in early August; usually in morning.

The species common all over Poland, most probably with the exception of high mountains (Tatra).

Tetramorium impurum (Foerster, 1850)

Myrmica impura Foerster, 1850: 48.

Tetramorium impurum: Mayr 1855: 426 (as junior synonym of *T. caespitum*). Revived from synonymy by Kutter 1977: 159.

Note. This species had not been separated from *T. caespitum* for more than 120 years. Only Kutter (1977) and then Seifert (1996) correctly recognized it as a good species, based mainly on the structure of male genitalia (see also Note for *T. caespitum*).

General distribution (Fig. 4). Distribution of this species is still poorly known. So far, it has been recorded from Switzerland, the Adriatic Sea coast (Kutter 1977), Germany (Seifert 1996) and southern Poland (Czechowski *et al.* 1998). In all probability, *T. impurum* is a fairly common species in Central and part of Southern Europe.

Distribution in Poland (Fig. 5). Świętokrzyskie Mts (Czechowski *et al.* 1998); Western Sudeten Mts (Czechowski *et al.* 1998); Eastern Sudeten Mts (Czechowski *et al.* 1998); Bieszczady Mts (Czechowski *et al.* 1998); Pieniny Mts (Czechowski *et al.* 1998).

Biology. This species seems to be more xerophilous than *T. caespitum*; it inhabits open and dry habitats of different types, especially in clay soils. Occurs mainly in upland and mountain regions; in lowlands superseded by *T. caespitum*. Probably monogynous. In Poland, alate sexuals were caught from late May(!) till (majority) late September. Nuptial flights usually in late afternoon.

Figure 4. Distribution (known so far) of *T. impurum* in Europe.Figure 5. Distribution of *T. impurum* in Poland.

In Poland, the species is known from some mountain regions in the southern part of the country.

Tetramorium moravicum Kratochvíl, 1941.

Tetramorium moravicum Kratochvíl, in Novák et Sadil 1941: 86 (workers, diagnosis in key), Kratochvíl, in Kratochvíl et al. 1944: 71 (females, males), Agosti and Collingwood 1987a: 56, 1987b: 278, Seifert 1996: 160 (revived from synonymy).

Tetramorium forte Forel: Bernard 1967: 233, Radchenko 1992b: 51, Atanasov and Dlussky 1992: 152.

Note. *T. moravicum* was described by Kratochvíl [in Novák et Sadil (1941); in a key] from Moravia (the Czech Republic), based on workers. Later Kratochvíl et al. (1944) described also females and males and pointed out that workers of this species were very similar to workers of *T. forte* For., and these two species differed in the structure of male genitalia. However, the problem was that females and males of *T. forte* sensu Forel, 1904 were, in fact, females and males of *T. caespitum*. This error of Forel was discussed and corrected by Radchenko (1992b), who considered *T. moravicum* (and *T. taurocausicum* Arnoldi, 1968) as junior synonyms of *T. forte*. Recent investigations – based not only on syntype worker specimens of *T. moravicum* but also on a large material from different regions of southern Poland and from Ukraine – clearly revealed that *T. moravicum* is a good species. Its workers

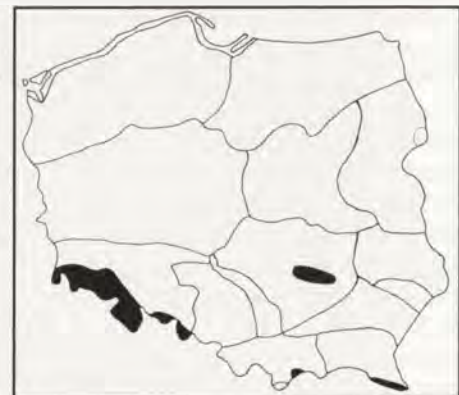
are similar to those of *T. forte* in the sculpture of petiolar and postpetiolar node dorsum, but females differ in non-flattened scutum, and males differ by the shape of stipes of genitalia (*T. forte* male genitalia are like *T. caespitum*; see Key for Identification). Agosti and Collingwood (1987a) recorded this species from Bulgaria and the former Yugoslavia. But it is evident from their key (Agosti and Collingwood 1987b) that *T. moravicum* sensu Agosti and Collingwood may be *T. forte* (*T. forte* itself have been treated by these authors incorrectly). This problem can only be solved after examination of suitable material and a complete taxonomic revision of European *Tetramorium* forms.

General distribution (Fig. 6). Until now, *T. moravicum* was known with certainty only from Czechia, Austria (Seifert 1996) and Poland (Czechowski et al. 1998). It has been also found in Western Ukraine (Radchenko, unpubl. data).

Distribution in Poland (Fig. 7). Świętokrzyskie Mts (Czechowski et al. 1998); Lubelska Upland (Czechowski et al. 1998); Sandomierska Lowland (Czechowski et al. 1998).

Biology. Xerophilous species, inhabiting sunny, dry open places with low and scarce herb vegetation (its biology is poorly known). In Poland, alate sexuals were caught from mid August till late September.

In Poland, it is recorded only from a few south-east regions of the country.

Figure 6. Localities of *T. moravicum* in Europe.Figure 7. Distribution of *T. moravicum* in Poland.

Tetramorium insolens (F. Smith, 1861)

Myrmica insolens F. Smith, 1861: 47.

Tetramorium insolens: Emery 1901b: 567.

Tetramorium guineense: Pisarski 1957: 285, Czechowski and Czechowska 1997: 51 (misidentification), Wiśniewski 1976: 78 (misidentification).

Tetramorium guineense: Pisarski 1975: 26 (misspelling, misidentification).

Note. The species described by Fabricius (1793) as *Formica guineensis* was transferred to *Tetramorium* by Mayr (1862), and then this combination has been used by all subsequent authors. Bolton (1977), who studied Fabricius' type specimens of *Formica guineensis*, established that this species belongs to the genus *Pheidole* Westw., and that Mayr's transference of *Formica guineensis* to *Tetramorium* was an error. First available replacement name for *Tetramorium guineense* sensu Mayr 1862 (not for *Formica guineensis* sensu Fabricius 1793) is *Tetramorium bicarinatum* (Nylander, 1846) (originally described as *Myrmica bicarinata*). Hence, *Tetramorium* specimens reported from hothouses in temperate zone and in all publications called *T. guineense* are, in fact – at least in part – *T. bicarinatum*. Another problem connected with this matter is that a species closely related to *T. bicarinatum*, namely *T. insolens* (F. Smith, 1861), is also found in European and North American hothouses. Redescription of the latter and its differentiation from *T. bicarinatum* was given by Bolton (1977) (see Key for Identification). In Poland, only *T. insolens* (*T. guineense* sensu Pisarski 1957, 1975, Wiśniewski 1976, and Czechowski and Czechowska 1997) has been found so far, however the possibility of *T. bicarinatum* occurrence can not be excluded.

Distribution and biology. Both *T. insolens* and *T. bicarinatum* are extremely widespread tropicopolitan tramp-species originating in all probability from the Oriental Region. In temperate zone they inhabit only heated buildings (mainly in botanical and zoological gardens) and have no particular economic importance. In Poland, *T. insolens* (reported as *T. guineense*: Pisarski 1957, Wiśniewski 1976; see Radchenko *et al.* 1998) is known only from the palm house in Poznań (Wielkopolsko-Kujawska Lowland; Fig. 8).

Tetramorium caldarium (Roger, 1857)

Tetragmus caldarius Roger, 1857: 12.

Tetramorium caldarium: Bolton 1979: 169.

Tetramorium simillimum: Pisarski 1957: 285, 1975: 26 (misidentifications), Czechowski and Czechowska 1997: 51 (misidentification).

Note. Roger (1862) synonymized his previously described species *Tetragmus caldarius* with *Tetramorium simillimum* (F. Smith, 1851), and since then all subsequent authors used the name *T. simillimum* for this species. Bolton (1979) has revived *Tetramorium caldarium* from synonymy and shown differences between this species and closely related *T. simillimum*. Type locality of *T. caldarium* is "Rauden" (Roger 1857); now it is Rudy, distr. Racibórz, province Opole, Upper Silesia, Poland. Pisarski (1957, 1975) mistakenly recognized its type locality as Ruda Śląska – the locality situated in the same region of Poland, about 40 km from Rudy). Bolton (1979, 1980, 1995a) erroneously ascribed the type locality to Germany, since in 1857 this region had belonged to Germany.

Distribution and biology. Both *T. caldarium* and *T. simillimum* are widespread tropicopolitan tramp-species of an African origin. In temperate zone they inhabit hothouses and greenhouses where they have no economic importance. In Poland, *T. caldarium* (reported as *T. simillimum*; see above and Radchenko *et al.* 1998) is known only from the type locality on Upper Silesia (Fig. 8), and since 1857 its occurrence have not been confirmed. *T. simillimum* has not yet been found in Poland, though its occurrence is conceivable.

KEY FOR IDENTIFICATION

(species erroneously recorded from Poland, but possibly occurring there, are marked with an asterisk)

1. Workers: frontal carinae short, terminating at the upper level of eyes (Fig. 9) 2
- Workers: frontal carinae long, projecting far beyond the upper level of eyes (Figs 32 and 33) 4
2. Workers: dorsum of petiolar and postpetiolar nodes coarsely irregularly rugose; space between rugae only finely superficially punctured, dull shining; dorsum of petiolar node at least in front and laterally delineated by a sharp raised rim (Fig. 10). Females: scutum slightly narrowed in front; frontolateral corners of pronotum visible from above (Fig. 11). Males: stipes of genitalia rounded at apex, without concave or flattened apical areas (like in *T. impurum*) (Figs 23–26) *T. moravicum* Krat.
- Workers: dorsum of petiolar and postpetiolar nodes varies from entirely smooth and shining to completely densely punctured and irregularly striate or finely rugulose and mat; never with coarse irregular rugae; dorsum of petiolar node not delineated by a sharp raised rim (Figs 13–18). Females: scutum in front not narrowed, frontolateral corners of pronotum invisible from above (Fig. 12) 3

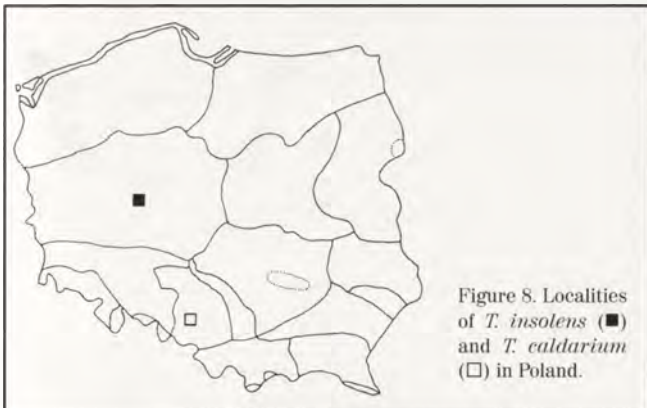


Figure 8. Localities of *T. insolens* (■) and *T. caldarium* (□) in Poland.

3. Males: stipes of genitalia sharply truncate at the apex, with distinct concave apical area (Fig. 19; see also Figs 20–22). Workers: dorsum of petiolar and postpetiolar nodes never entirely sculptured, usually mainly smooth and shining, sometimes punctured and striated, but at least with a smooth and shining central band (Figs 13–15) *T. caespitum* (L.)
- Males: stipes of genitalia rounded at apex, without concave or flattened apical area (like in *T. moravicum*) (Fig. 23; see also Figs 24–26). Workers: dorsum of petiolar and postpetiolar nodes never mainly smooth and shining, usually entirely densely punctured and irregularly striate or finely rugulose, but often with a smooth and shining central part (Figs 16–18) *T. impurum* (Foerst.)
4. Workers: propodeum armed with a pair of long spines (Figs 28 and 30). Females: body larger, more than 5 mm long 5
- Workers: propodeum armed with a pair of short acute teeth (Figs 31). Females: body very small, less than 3 mm long 6
5. Workers: mandible finely striate; longest hairs arising from frontal carina between antennal insertion and occipital corners shorter than maximum diameter of eye (Fig. 27); petiolar node in profile subsquare, its dorsum horizontal, not sloping upwards posteriorly, anterodorsal and posterodorsal angles approximately on the same level (Fig. 28); gaster always distinctly darker than head and alitrunk *T. bicarinatum* (Nyl.)
- Workers: mandible smooth and shining, only with scattered hair-pits; longest hairs arising from frontal carina between antennal insertion and occipital corners longer than maximum diameter of eye (Fig. 29); dorsum of petiolar node in profile gradually sloping upwards posteriorly, posterodorsal angle is on a slightly higher level than anterodorsal one (Fig. 30); gaster more or less concolourous with head and alitrunk ... *T. insolens* (F. Sm.)
6. Workers: frontal carinae strongly developed throughout their length, running unbroken almost to the occipital margin and surmounted along all their length by a narrow raised rim or flange; ground-sculpture of head between frontal carinae strongly granular or reticulate-punctate, the surfaces mat; antennal scrobes broad and conspicuous; sides of head diverging behind the eyes (Fig. 32) *T. simillimum* (F. Sm.)
- Workers: frontal carinae strongly developed to the level of the midlength of eye behind which they become weak, broken, or gradually fade out posteriorly, not surmounted by a raised rim or flange beyond the level of the midlength of eye; ground-sculpture of head between frontal carinae feeble, the surfaces dully shining; antennal scrobes vestigial (Fig. 33) ... *T. caldarium* (Rog.)

ACKNOWLEDGEMENTS

We thank two reviewers, Graham W. Elmes and Michael I. Saaristo, whose comments and corrections much improved the manuscript both in respect of the substance and of the English.

REFERENCES

- Agosti, D. and Collingwood, C. A. 1987a. A provisional list of the Balkan ants (Hym., Formicidae) and a key to the worker caste. 1. Synonymic list. *Mitteilungen der Schweizerischen Entomologischen Gesellschaft*, 60: 51–62.
- Agosti, D. and Collingwood, C. A. 1987b. A provisional list of the Balkan ants (Hym., Formicidae) with a key to the worker caste. 2. Key to the worker caste, including the European species without the Iberian.



Figure 9. *T. impurum*, worker head, frontal.

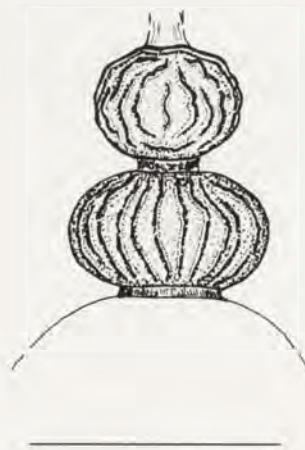
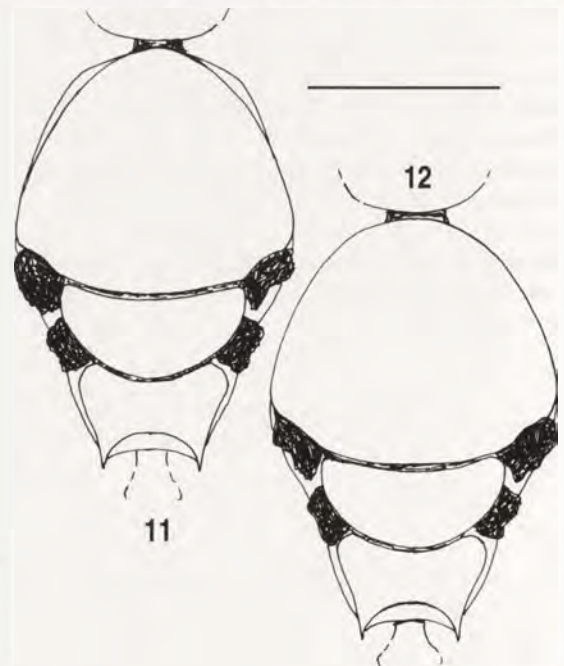
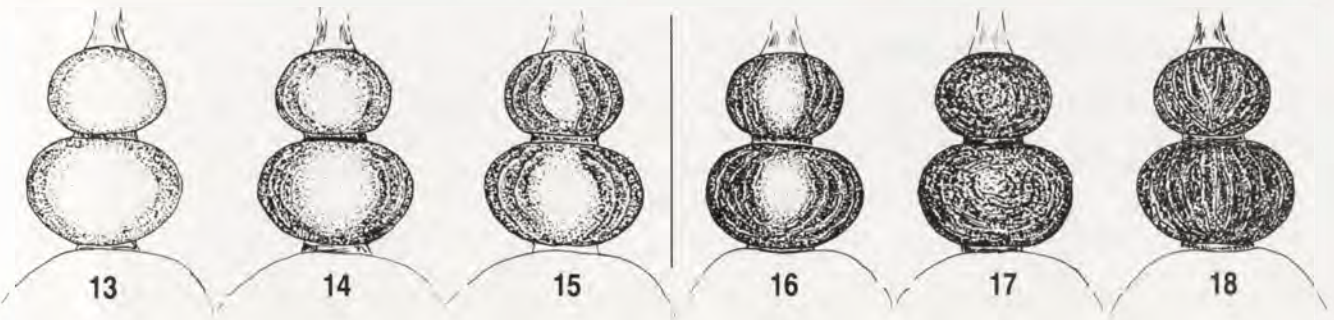


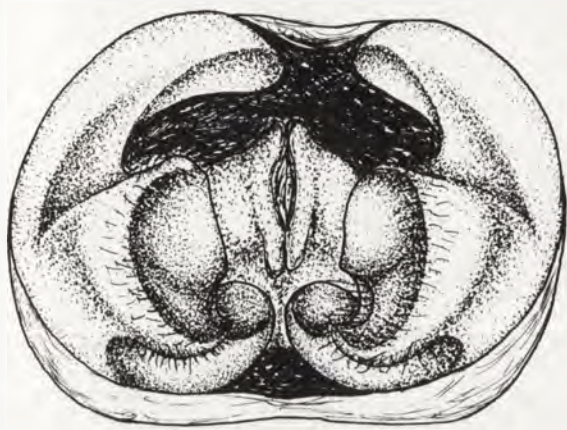
Figure 10. *T. moravicum*, worker petiole and postpetiole, dorsal. (Scale for figures 9 and 10: 1 mm).



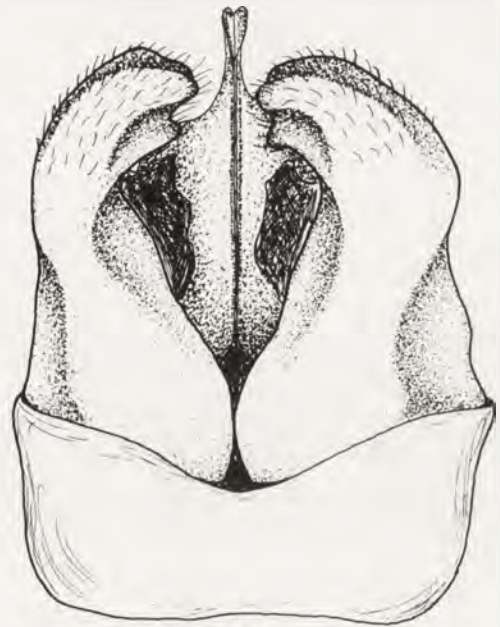
Figures 11 and 12. Female alitrunk, dorsal (scale: 1 mm). (11) *T. moravicum*; (12) *T. caespitum*.



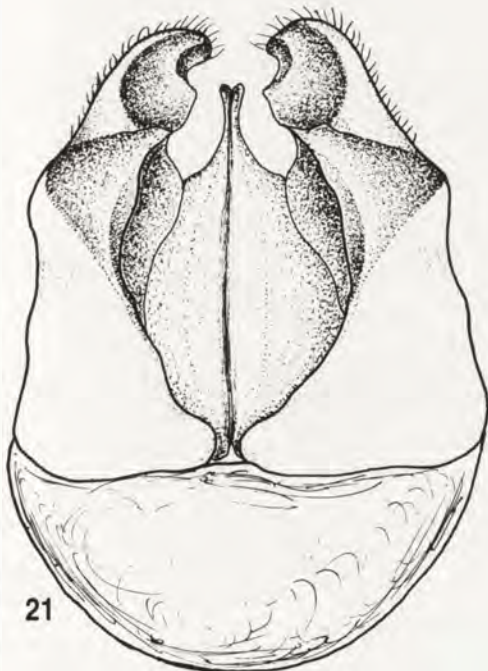
Figures 13–18. Petiole and postpetiole, dorsal (scale: 0.5 mm). (13–15) *T. caespitum*; (16–18) *T. impurum*.



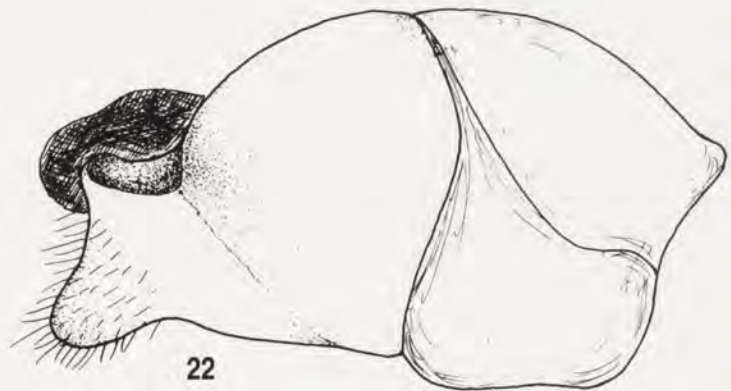
19



20

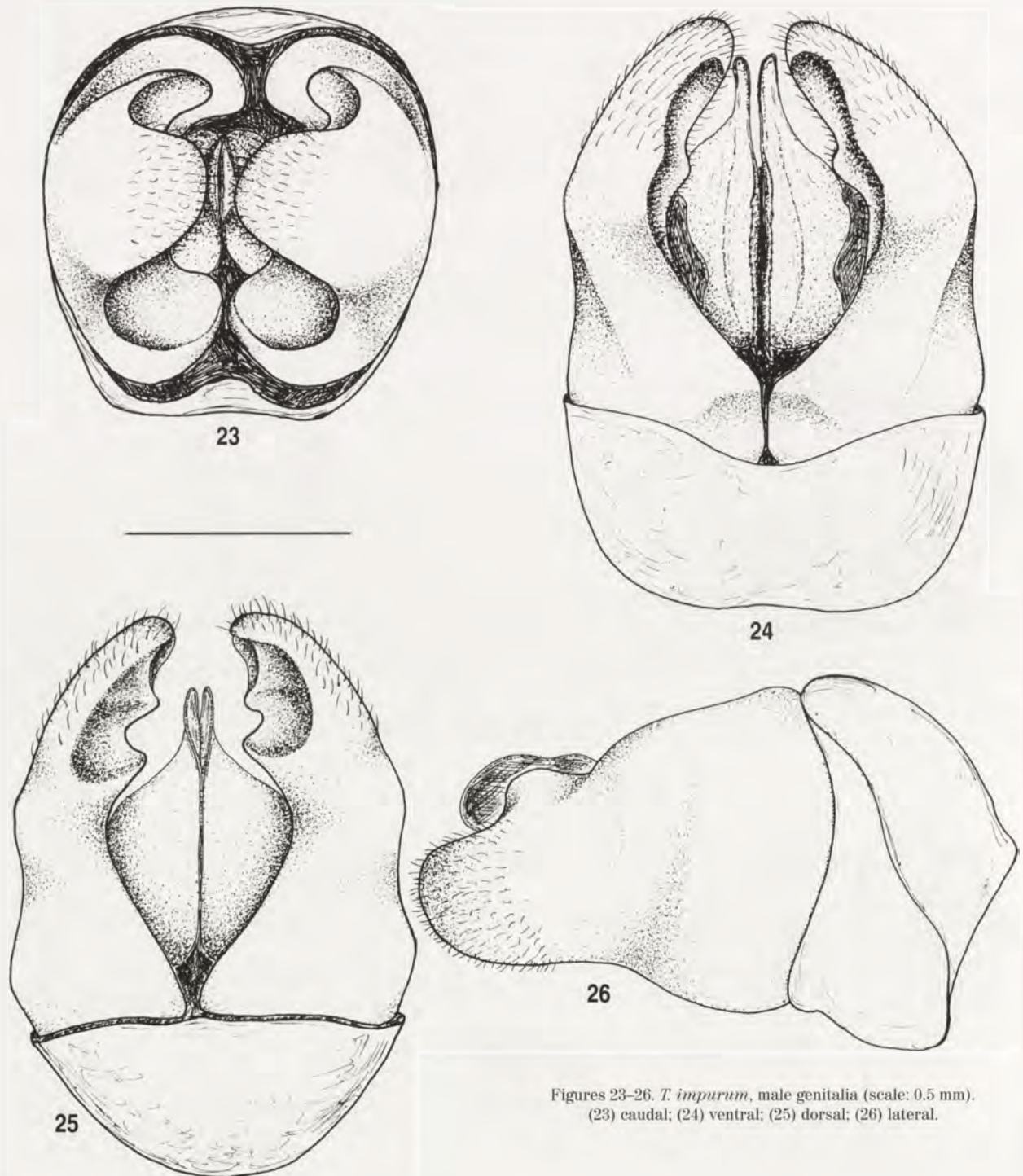


21



22

Figures 19–20. *T. caespitum*, male genitalia (scale: 0.5 mm). (19) caudal; (20) ventral; (21) dorsal; (22) lateral.



Figures 23–26. *T. impurum*, male genitalia (scale: 0.5 mm).
(23) caudal; (24) ventral; (25) dorsal; (26) lateral.

Mitteilungen der Schweizerischen Entomologischen Gesellschaft, 60: 261–293.

Arnoldi, K. V. 1968. Vazhnye dopolneniya k mirmekofaunie SSSR i opisaniye novykh form. Zoologicheskyy Zhurnal, 47: 1800–1822.

Atanasov, N. and G. M. Dlussky. 1992. Fauna na B'lgariya. 22. Hymenoptera, Formicidae. Sofia, 310 pp.

Banaszak, J., W. Czechowski, B. Pisarski and E. Skibińska. 1978. Owady społeczne w środowisku zurbanizowanym. Kosmos, A, 27: 173–180.

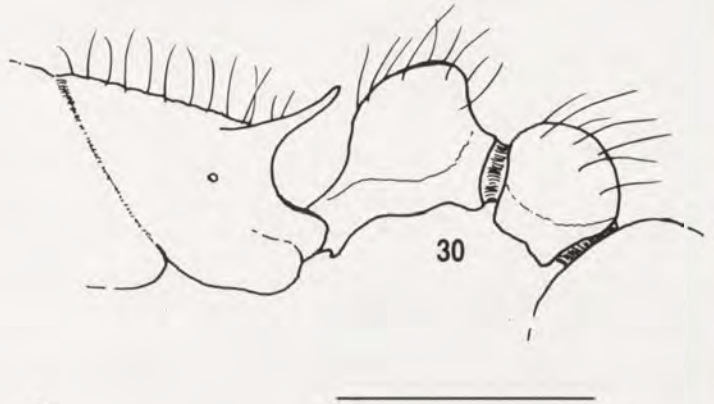

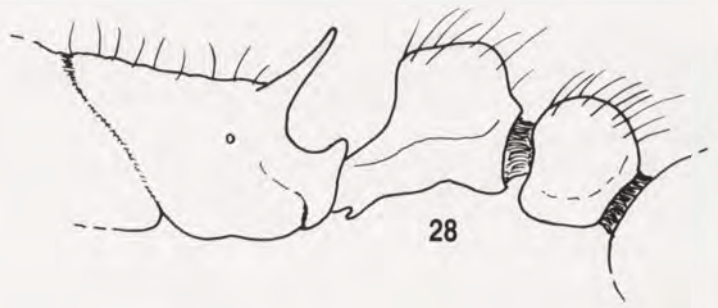

Banert, P. and B. Pisarski. 1972. Mrówki (Formicidae) Sudetów. Fragmenta Faunistica, 18: 345–359.

Begdon, J. 1932. Studja nad mrówkami Pomorza. Polskie Pismo Entomologiczne, 11: 57–96.

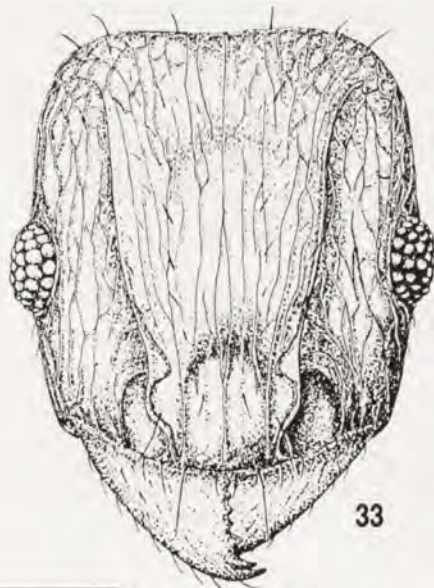
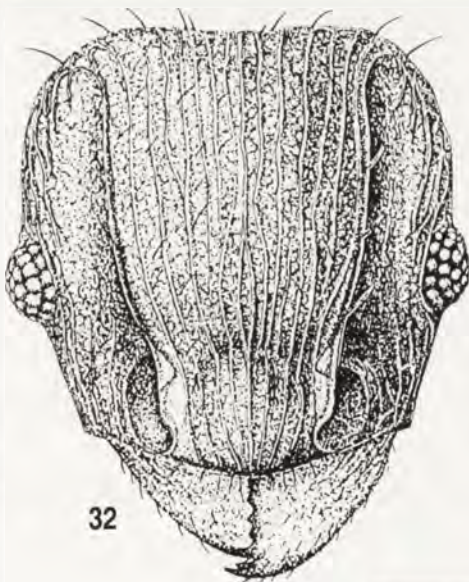
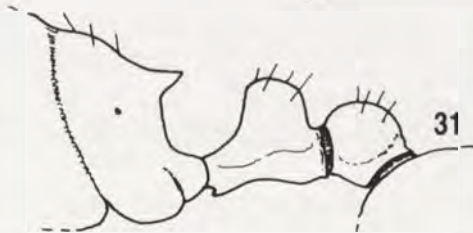
Begdon, J. 1958. Nowe stanowiska kilku interesujących gatunków Formicoidea w Polsce. Annales Universitatis Mariae Curie-Skłodowska, C, Lublin, 13: 85–93.

Bernard, F. 1967. Les fourmis d'Europe occidentale et septentrionale. Faune de l'Europe et du Bassin Méditerranéen, 3 (1968), Paris, 411 pp.

Będziak, I. 1956. Rozmieszczenie mrówek w rezerwacie cisowym Wierchlas. Zeszyty Naukowe Uniwersytetu Mikołaja Kopernika w Toruniu, Biologia, 1: 91–103.



Figures 27–31. *T. bicarinatum*, worker: (27) head, lateral; (28) propodeum and waist, lateral. *T. insolens*, worker: (29) head, lateral; (30) propodeum and waist, lateral. *T. simillimum*, worker: (31) propodeum and waist, lateral. (Scale: 0.5 mm).



Figures 32 and 33. Worker head, frontal (scale: 0.5 mm). (32) *T. simillimum*; (33) *T. caldarium*. (From Bolton 1979).

No	Species	Region																					
		1	2	3	4	5	6	6a	7	8	9	10	10a	11	12	13	14	15	16	17	18	19	20
1	<i>Tetramorium caespitum</i> (L.)	●	●	●	●	●	●	●	●	●	●	●	●	●	●	●	●	●	●	●	●	●	?
2	<i>Tetramorium impurum</i> (Foerst.)											●					●	●			●	●	
3	<i>Tetramorium moravicum</i> Krat.												●	●		●							
4	<i>Tetramorium insolens</i> (F. Sm.)				● _s																		
5	<i>Tetramorium caldarium</i> (Rog.)									● _s													

Table 1. Distribution of *Tetramorium* species in particular geographical regions of Poland (see Fig. 1): 1 – Baltic Coast, 2 – Pomeranian Lake District, 3 – Masurian Lake District, 4 – Wielkopolsko-Kujawska Lowland, 5 – Mazovian Lowland, 6 – Podlasie, 6a – Białowieża Forest, 7 – Lower Silesia, 8 – Upper Silesia, 9 – Krakowsko-Wieluńska Upland, 10 – Małopolska Upland, 10a – Świętokrzyskie Mts, 11 – Lubelska Upland, 12 – Roztocze, 13 – Sandomierska Lowland, 14 – Western Sudeten Mts, 15 – Eastern Sudeten Mts, 16 – Western Beskidy Mts, 17 – Eastern Beskidy Mts, 18 – Bieszczady Mts, 19 – Pieniny Mts, 20 – Tatra Mts (● – certain data, ? – questionable data, s – only synanthropic occurrence)

Bingham, C. T. 1903. The Fauna of British India, including Ceylon and Burma. Hymenoptera 2. Ants and Cuckoo-Wasps. London, 506 pp.

Bolton, B. 1976. The ant tribe Tetramoriini. Constituent genera, review of small genera and revision of *Triglyphotrix* Forel. Bulletin of the British Museum (Natural History) (Entomology), 34: 281–379.

Bolton, B. 1977. The ant tribe Tetramoriini. The genus *Tetramorium* Mayr in the Oriental and Indo-Australian regions, and in Australia. Bulletin of the British Museum (Natural History) (Entomology), 36: 67–151.

Bolton, B. 1979. The ant tribe Tetramoriini. The genus *Tetramorium* Mayr in the Malagasy region and in the New World. Bulletin of the British Museum (Natural History) (Entomology), 38: 129–181.

Bolton, B. 1980. The ant tribe Tetramoriini. The genus *Tetramorium* Mayr in the Ethiopian zoogeographical region. Bulletin of the British Museum (Natural History) (Entomology), 40: 193–384.

Bolton, B. 1985. The ant genus *Triglyphotrix* Forel a synonym of *Tetramorium* Mayr. Journal of Natural History, 19: 243–248.

Bolton, B., 1995a. A new general catalogue of the ants of the world. Harvard University Press, Cambridge, MA, 504 pp.

Bolton, B. 1995b. A taxonomic and zoogeographical census of the extant ant taxa (Hymenoptera: Formicidae). Journal of Natural History, 29: 1037–1056.

Brian, M. V., G. Elmes and A. F. Kelly. 1967. Populations of the ant *Tetramorium caespitum* Latreille. Journal of Animal Ecology, 36: 337–342.

Brian, M. V., J. Hibble and D. J. Stradling. 1965. Ant pattern and density in a Southern English heath. Journal of Animal Ecology, 34: 545–555.

Brischke, C. G. A. 1888. Hymenoptera Aculeata der Provinzen West- und Ostpreussen. Schriften der Naturforschenden Gesellschaft in Danzig, Neue Folge, 7: 85–107.

Collingwood, C. A. 1979. The Formicidae (Hymenoptera) of Fennoscandia and Denmark. Fauna Entomologica Scandinavica, 8, 174 pp.

Czechowska, W. 1976. Myrmekofauna Pienińskiego Parku Narodowego (Hymenoptera, Formicoidea). Fragmenta Faunistica, 21: 115–144.

Czechowski, W. 1975. Wyprawy rabunkowe *Formica* (*Raptiformica*) *sanguinea* Latr. (Hymenoptera, Formicidae). Przegląd Zoologiczny, 19: 33–43.

Czechowski, W. 1976. Cmentarzyska mrówek. Przegląd Zoologiczny, 20: 417–427.

Czechowski, W. 1977. Konflikty terytorialne między różnogatunkowymi społeczeństwami mrówek. Przegląd Zoologiczny, 21: 131–138.

Czechowski, W. 1989. Functioning of a mixed colony of *Formica sanguinea* Latr. + *F. polyctena* Foerst. (Hymenoptera, Formicidae) with a surplus of slaves. Annales Zoologici, 43: 103–126.

Czechowski, W. 1990. Mrówki (Hymenoptera, Formicidae) trawników Warszawy (informacja wstępna). Wiadomości Entomologiczne, 9: 27–33.

Czechowski, W. 1991. Comparison of the myrmecofaunas (Hymenoptera, Formicoidea) of tree stands and lawns in Warsaw parks. Fragmenta Faunistica, 35: 179–184.

Czechowski, W. and W. Czechowska. 1997. Formicidae. In: J. Razowski (ed.). Wykaz Zwierząt Polski. Kraków, pp. 50–56.

Czechowski, W. and B. Pisarski. 1988. Inter- and intraspecific competitive relations in *Camponotus ligniperdus* (Latr.) (Hymenoptera, Formicidae). Annales Zoologici, 41: 355–381.

Czechowski, W. and B. Pisarski. 1990. Ants (Hymenoptera, Formicoidea) of the Vistula escarpment in Warsaw. Fragmenta Faunistica, 33: 109–128.

Czechowski, W., B. Pisarski and W. Czechowska. 1990. Ants (Hymenoptera, Formicoidea) of moist meadows on the Mazovian Lowland. Fragmenta Faunistica, 34: 47–60.

Czechowski, W., B. Pisarski and E. Skibińska. 1979. Einfluss der Verstädterung auf staatenbildende Insecten, pp. 68–71. In: I. M. Kerzhner *et al.* (eds). VII. Internationales Symposium über Entomofaunistik in Mitteleuropa. Verhandlungen. Leningrad.

Czechowski, W., B. Pisarski and K. Yamauchi. 1995. Succession of ant communities (Hymenoptera, Formicidae) in moist pine forests. Fragmenta Faunistica, 35: 447–488.

Czechowski, W., A. Radchenko and W. Czechowska. 1998. *Tetramorium impurum* (Foerst.) i *Tetramorium moravicum* Krat. (Hymenoptera, Formicidae) w Polsce. Przegląd Zoologiczny (in press).

Dobrzańska, J. 1958. Partition of foraging grounds and modes of conveyings information among ants. Acta Biologica Experimentalis, 18: 55–67.

Emery, C. 1901a. Ameisen gesammelt in Ceylon von Dr. w. Horn, 1899. Deutsche Entomologische Zeitschrift, 1901: 113–122.

Emery, C. 1901b. Formiciden von Celebes. Zoologische Jahrbücher. Abteilung für Systematic, Geographie und Biologie der Tiere, 14: 565–580.

Emery, C. 1912. Études sur les Myrmicinae. Annales de la Société Entomologique de Belgique, 56: 94–105.

Engel, H. 1938. Beiträge zur Flora und Fauna der Binnendüne bei Bellinchen (Oder). Märkische Tierwelt, 3: 229–294.

Fabricius, J. C. 1793. Entomologia Systematica emendata et acuta. Secundum classes, ordines, genera, species adjectis synonymis, locis, observationibus, descriptionibus. 2. Hafniae, 519 pp.

Foerster, A. 1850. Hymenopterologische Studien. I. Formicariae. Aachen, 74 pp.

Forel, A. 1887. Fourmis recoltées a Madagascar, par le Dr. Conrad Keller. Mitteilungen der Schweizerischen Entomologischen Gessellschaft, 7: 381–389.

Forel, A. 1890. *Aenictus-Typhlatta* decouverte de N. Wroughton. Nouveaux genres de formicides. Annales de la Société Entomologique de Belgique. Compte-Rendus, 34: cii–cxiv.

Forel, A. 1904. Notes sur les fourmis du Musée Zoologique de l'Academie des Sciences a St. Petersburg. Ezhegodnik Zoologicheskogo Muzeya Imperatorskoi Akademii Nauk, 8(1903): 368–389.

Goetsch, W. 1942. Beiträge zur Bekämpfung von Ameisenstaaten. Zeitschrift für Angewandte Zoologie, 29: 219–242.

Girard, M. 1879. Traite elementaire d'entomology. 2. Paris, 1028 pp.

- Honeczarenko, J. 1964. Badania nad entomofauną glebową w różnych typach płodozmiarów. *Polskie Pismo Entomologiczne*, B, 1964: 67–69.
- Jacobson, H. 1940. Mitteilungen zur Ameisenfauna Pommerns sowie über das Vorkommen einer für Deutschland neuen Art: *Myrmica rolandi* Bondr. *Zoologische Anzeiger*, 131: 145–150.
- Jakubisiak, S. 1948. Mrówki okolic Przybyszewa (południowe Mazowsze). *Annales Universitatis Mariae Curie-Skłodowska*, C, 3: 319–353.
- Kaczmarek, W. 1953. Badania nad zespołami mrówek leśnych. *Ekologia Polska*, 1: 69–96.
- Kaczmarek, W. 1963. An analysis of interspecific competition in communities of the soil macrofauna of some habitats in the Kampinos National Park. *Ekologia Polska*, A, 11: 421–483.
- Kiełczewski, B. and J. Wiśniewski. 1971. Fauna roztoczy występujących na mrówkach w Nadleśnictwie Doświadczalnym Zielonka – PTPN Poznań. *Prace Komisji Nauk Rolniczych i Leśnych. Poznańskie Towarzystwo Przyjaciół Nauk*, 32: 51–55.
- Koehler, W. 1951. Fauna mrówek Pienińskiego Parku Narodowego. Warszawa, 55 pp.
- Koehler, W. 1958. Nowe stanowisko *Anergates atratulus* Schenck (Hymenoptera, Formicidae) na ziemiach Polski. *Polskie Pismo Entomologiczne*, 27: 105–108.
- Kratochvíl, J. 1944. Mravenci mohelnske rezervace. Rozbor taxonomický, faunistico-ocelogický, sociologický a zoogeografický. *Archiv Svazu na ochranu přírody a domoviny na Morave*, 6: 9–102.
- Krzysztofki, L. 1984. Mrówki (Hymenoptera, Formicoidea) Świętokrzyskiego Parku Narodowego. *Fragmenta Faunistica*, 28: 309–323.
- Krzysztofki, L. 1985. Rozmieszczenie i zagęszczenie gniazd mrówek w Puszczy Augustowskiej (Pojezierze Mazurskie). *Fragmenta Faunistica*, 29: 137–149.
- Kulmatycki, W. 1920a. Mrówki niektórych okolic Małopolski. *Sprawozdanie Komisji Fizjograficznej*, 53/54: 157–172.
- Kulmatycki, W. 1920b. Przyczynek do fauny myrmekologicznej b. Królestwa Polskiego. *Sprawozdanie Komisji Fizjograficznej*, 53/54: 189–194.
- Kulmatycki, W. 1922. Przyczynek do fauny mrówek Wielkopolski i Pomorza. *Sprawozdanie Komisji Fizjograficznej*, 55/56: 71–86.
- Kutter, H. 1977. *Insecta helvetica* Fauna. 6. Hymenoptera, Formicidae. Zürich, 298 pp.
- Linnaeus, C. 1758. *Systema Naturae per Regna tria Naturae, secundum classes, ordines, genera, species, cum characteribus, differentiis, synonymis, locis*. Editio decima, reformata. 1. Holmiae, 824 pp.
- Lomnicki, J. 1931. Przegląd mrówek (Formicidae) Tatr polskich. *Polskie Pismo Entomologiczne*, 10: 97–101.
- Mayr, G. 1855. Formicina austriaca. Beschreibung der bister im osterreichischen Kaiserstaadte aufgefundenen Ameisen nebst Hinzufugung jener in Deutschland, in der Schweiz und in Italien vorkommender Ameisen. *Verhandlungen des Zoologisch-Botanischen Vereins in Wien*, 5: 273–478.
- Mayr, G. 1862. Myrmecologische Studien. *Verhandlungen der k.k. Zoologisch-Botanischen Gesellschaft in Wien*, 13: 649–776.
- Mayr, G. 1866. Myrmecologische Beiträge. *Sitzungsberichte der k. Akademie der Wissenschaften. Mathematisch-Naturwissenschaftliche Klasse*, 53: 484–517.
- Mazur, S. S. 1983. Mrówki borów sosnowych Polski. *Rozprawy Naukowe i Monografie*, 25, Wydawnictwo SGGW-AR, Warszawa, 71 pp.
- Minkiewicz, R. 1935. *Myrmica brunipes* Lepel. tudzież inne żądłowki południowe lub rzadkie, wykryte w Polsce środkowej. *Fragmenta Faunistica Musei Zoologici Polonici*, 2: 189–227.
- Nasonov, N. V. 1892. K faune murav'ev Rossii. (K faune Privil'yanskogo Kraya.). *Izvestiya Varshavskago Universiteta*, 5: 1–14.
- Nasonov, N. V. 1894. Kolekcii Zoologicheskago Kabineta Imperatorskogo Varshavskago Universiteta. II. Spisok i opisanie kolekcii po biologii nasekomykh. Warszawa, 62 pp.
- Novák, V. and Sadíl, J. 1941. Klíč k určování mravenců střední Evropy se zvláštním zřetelem k mravenci zřivěně Čech a Moravy. *Entomologické Příručky (Entomologických Listů v Brně)*, 4: 65–116.
- Novotný, H. 1931. Verzeichnis der bisher in Oberschlesien aufgefundenen Ameisen. *Mitteilungen des Beuthener Geschichts- und Museumsvereins*, 13/14: 150–157.
- Nylander, W., 1846. Adnotationes in monographium Formicarum borealium Europae. *Acta Societatis Scientiarum Fennicae*, 2: 875–944, 1041–1062.
- Parapura, E. and B. Pisarski. 1971. Mrówki (Hymenoptera, Formicidae) Bieszczadów. *Fragmenta Faunistica*, 17: 319–356.
- Pętał, J. 1961. Materiały do znajomości mrówek (Formicidae) Lubelszczyzny (I–IV). *Fragmenta Faunistica*, 9: 135–151.
- Pętał, J. 1964. Fauna mrówek projektowanego rezerwatu torfowiskowego Rakowskie Bagno k. Frampola (woj. lubelskie). *Annales Universitatis Mariae Curie-Skłodowska*, C, 18: 143–173.
- Pętał, J. 1968. Materiały do znajomości mrówek (Hymenoptera, Formicidae) Lubelszczyzny. VII. Zespoły mrówek środowisk torfowiskowych, leśnych i wydmych okolic Libiszowa (pow. Parczew). *Annales Universitatis Mariae Curie-Skłodowska*, C, 22: 117–127.
- Pętał, J. 1980. Ant populations, their regulation and effect on soil in meadows. *Ekologia Polska*, 28: 297–326.
- Pisarski, B. 1953. Mrówki okolic Kazimierza. *Fragmenta Faunistica Musei Zoologici Polonici*, 6: 465–500.
- Pisarski, B. 1957. O występowaniu egzotycznych gatunków mrówek w Polsce. *Fragmenta Faunistica*, 7: 283–289.
- Pisarski, B. 1975. Mrówki. Formicoidea. *Katalog Fauny Polski* (no. 23), 26, 1, 85 pp.
- Pisarski, B. 1981. Mrówki (Formicidae, Hymenoptera). In: *Zoocenologiczne Podstawy Kształtowania Środowiska Przyrodniczego Osiedla Mieszkaniowego Białoleka Dworska w Warszawie*. I. Skład gatunkowy i struktura fauny terenu projektowanego osiedla mieszkaniowego. *Fragmenta Faunistica*, 26: 341–354.
- Pisarski, B. 1982. Ants (Hymenoptera, Formicidae) of Warsaw and Mazovia. In: *Species Composition and Origin of the Fauna of Warsaw*. 3. *Memorabilia Zoologica*, 36: 73–90.
- Pisarski, B. and W. Czechowski. 1978. Influence de la pression urbaine sur la myrmécophage. *Memorabilia Zoologica*, 29: 109–128.
- Puszkarski, T. 1978. Les fourmis (Formicidae) de la zone polluée des Établissements de l'Azote de Puławy. *Memorabilia Zoologica*, 29: 129–142.
- Puszkarski, T. 1982. Ants (Formicidae) in the agrocenoses affected by intensive pressure of industrial emissions. *Annales Universitatis Mariae Curie-Skłodowska*, C, 37: 105–116.
- Radchenko, A. G. 1992a. Murav'i roda *Tetramorium* fauny SSSR. *Soobshchenie 1. Zoologicheskij Zhurnal*, 71: 39–49.
- Radchenko, A. G. 1992a. Murav'i roda *Tetramorium* fauny SSSR. *Soobshchenie 2. Zoologicheskij Zhurnal*, 71: 50–58.
- Radchenko, A., W. Czechowski and W. Czechowska. 1997. The genus *Myrmica* Latr. (Hymenoptera, Formicidae) in Poland – a survey of species and a key for their identification. *Annales Zoologicae*, 47: 481–500.
- Radchenko, A., W. Czechowski and W. Czechowska. 1998. *Tetramorium insotens* (F. Sm.) i *Tetramorium caldarium* (Rog.) [a nie *T. guineense* (F.) i *T. simillimum* (F. Sm.)] (Hymenoptera, Formicidae) w Polsce. *Przegląd Zoologiczny* (in press).
- Roger, J. 1857. Einiges über Ameisen. *Berliner Entomologische Zeitschrift*, 1: 10–20.
- Roger, J. 1862. Synonymische Bemerkungen. *Berliner Entomologische Zeitschrift*, 6: 283–297.
- Schilling, P. S. 1839. Bemerkungen über die in Schlesien und Grafschaft Glatz vorgefundenen Arten der Ameisen. *Übersicht der Arbeiten und Veränderungen der Schlesischen Gesellschaft für Vaterländische Kultur im Jahre 1838*, pp. 51–56.
- Scholz, E. 1912. Papierwespen- und Ameisenester aus dem Heidelgebirge. *Schlesien*, 5: 105–110.
- Scholz, E. J. R. 1926. Die Ameisen des Annaberges. *Aus dem Chelmer Lande, Gross Strehlitz*, 2 pp.
- Seifert, B. 1996. Ameisen: beobachten, bestimmen. Augsburg, 352 pp.
- Smith, F. 1851. List of the Specimens of British Animals in the Collection of British Museum. 6. Hymenoptera, Aculeata. London, 134 pp.
- Smith, F. 1861. Catalogue of hymenopterous insects collected by Mr. A. R. Wallace in the Islands of Ceram, Celebes, Ternate, and Gilobo. *Journal of the Proceedings of the Linnean Society. Zoology*, 6: 36–48.
- Stawarski, I. 1961. Obserwacje nad biologią *Myrmica laevinodis* Nyl. (Formicidae). *Przegląd Zoologiczny*, 5: 347–352.
- Stawarski, I. 1966. Typy gniazd mrówek i ich związki z siedliskiem na terenach południowej Polski. *Zeszyty Przyrodnicze Opolskiego Towarzystwa Przyjaciół Nauk*, 6: 93–157.

- Szujecki, A., J. Szyszko, S. Mazur and S. Perliński. 1978. A succession of the ants (Formicidae) on afforested arable land and forest soils. *Memorabilia Zoologica*, 29: 183–189.
- Szujecki, A., J. Szyszko, S. Mazur and S. Perliński. 1983. The process of forest soil macrofauna formation after afforestation of farmland. Warsaw Agricultural University Press, Warszawa, 196 pp.
- Wang, M., Xiao, G. and Wu, J. 1988. Taxonomic studies of the genus *Tetramorium* Mayr in China. *Forest Research*, 1: 264–274.
- Weigel, J. A. V. 1806. Geographische, naturhistorische und technologische Beschreibung des souverainen Herzogthums Schlesiens. Zehnter Theil. Verzeichniss der bisher entdeckten, in Schlesien lebenden Thiere. Berlin, viii + 358 pp.
- Wengris, J. 1964. Mrówki (Hym., Formicidae) niektórych środowisk synantropijnych. *Polskie Pismo Entomologiczne*, B, 3/4 (35/36): 223–232.
- Wengris, J. 1977. Stan badań nad mrówkami (Formicoidea) północno-wschodniej Polski. *Biuletyn Informacyjny Polskiego Towarzystwa Entomologicznego*, 20: 14–21.
- Wheeler, W. M. 1911. A list of the type species of the genera and subgenera of Formicidae. *Annals of the New York Academy of Sciences*, 21: 157–175.
- Wheeler, W. M. 1920. The subfamilies of Formicidae, and other taxonomic notes. *Psyche*, 27: 46–55.
- Wiąckowski, S. 1957. Entomofauna pniaków sosnowych w zależności od wieku i rozmiaru pniaka. *Ekologia Polska*, 5: 13–140.
- Wierzejski, A. 1873. Dodatek do fauny błonkówek (Hymenoptera). *Sprawozdanie Komisji Fizjograficznej*, 8: [253–273].
- Wiśniewski, J. 1976. Urbanizacja a entomofauna. In: H. Sandner (ed.). *Entomologia a Ochrona Środowiska*. Warszawa, pp. 77–82.
- Woyciechowski, M. 1985. Mrówki (Hymenoptera, Formicidae) Małych Pienin – Karpaty. *Acta Zoologica Cracoviensia*, 28: 283–296.

Received: January 30, 1998

Accepted: April 14, 1998

Corresponding Editor: D. Iwan

Issue Editor: D. Iwan